

K18

BIOMIMETIC
HAIRSCIENCE



training manual



10 years of biosciences research — 1 breakthrough peptide

Our K18Peptide™ was patented after scanning and analyzing 1,242 decapeptides that cover the **entire genome of human keratin proteins**. After a decade of research, we discovered one unique sequence unlocking the science to bring strands damaged from chemical services and thermal/mechanical styling back to their original, youthful state — the K18Peptide.

Patented K18 is not just a temporary fix — it's the first product to utilize biomimetics to reconnect keratin chains once broken by bleach, color, and chemical services, resulting in soft, smooth, strong hair with bounce that feels like new. The more damaged the hair, the more dramatic the results.

**This is BIOMIMETIC
HAIRSCIENCE — and it heals
hair in just 4 minutes.**

how K18 works

When thinking of hair, the easiest comparison would be to many different ladders that have been twisted to create the keratin chain. These ladders stay in place as a result of disulfide bonds. They are held together and present in the cortex, medulla, and cuticle.

When these ladders are damaged, it's not just the singular rungs of the ladder that break, it's the entire ladder including the runners and any connections between these multiple ladders held together by electrostatic attraction.

Most products only focus on creating a temporary bridge between the rungs of a ladder (the ionic crosslink across the broken disulfide bonds). This washes away with any alkaline agent like water or shampoo without any mechanism to support the sides of the ladder (broken keratin chains). The hair then continues to stay weak and limp.

Through a period of 10 years of research (3 years in scanning and in silico design), the keratin proteome covering 1,242 decapeptides, we at K18 patented the first peptide that is most effective at connecting the broken keratin chains. This means that K18 is able to provide **permanent results** that repair and heal hair in four minutes.



**The future of haircare
was born in a single
patented peptide**

Any chemical process that involves an alkaline environment breaks the keratin chains that keep hair together and strong. K18 is the first product in history to reconnect the broken keratin chains. It does so by penetrating the cortex and reconfirming the disulfide bonds across the sides of the ladder and so reconnecting the broken keratin chains. Hair is now repaired and restored to a near undamaged state of strength and elasticity.

how to utilize K18 in ALL salon services including:

K18 lightener

K18 color

K18 perms

K18 relaxer

K18 japanese straightener /
thermal reconditioner

K18 keratin straightener

K18 treatment

K18 haircut






FOR SALON PROFESSIONALS

how to use K18

K18 is compatible with all professional in-salon services. In just 4 minutes, you can enhance all of your services for the healthiest hair possible. There is no need to add K18 directly into your chemical services, nor do you change developer. K18 will not change tonality or alter the process other than an additional 4 minutes. For best results, please use chart below to determine how much product is needed. Due to K18 being highly concentrated, there is no need to thoroughly saturate hair. A little bit goes a long way.

FOR SALON PROFESSIONALS

		fine/ thin	medium	thick/ coarse
 short (chin-length or shorter)	mist	1-2 sprays/section	2-3 sprays/section	3+ sprays/section
	mask	1 +/- pump	1-2 pumps	2 pumps
 medium (shoulder length)	mist	2-3 sprays/section	3-4 sprays/section	4+ sprays/section
	mask	1-2 pumps	2 pumps	2-3 pumps
 long (mid-back length)	mist	3-4 sprays/section	4-5 sprays/section	5+ sprays/section
	mask	2 pumps	3 pumps	4 pumps



K18 lightener / bleach

1. Prep hair by lightly misting with water.
2. Apply **K18 Mist** section by section. (The amount required depends on hair type and condition, see chart p.8.)
3. Wait 4 minutes. DO NOT rinse. (This is a good time to mix or prepare for your Lightening Service.)
4. Apply Lightener directly on top of **K18 Mist**. (Dry hair if needed prior to application.)
5. Process as usual.
6. Shampoo hair. Skip the conditioner.
7. Towel dry thoroughly.
8. Apply **K18 Mask**. (The amount required depends on hair type and condition, see chart p.8.)
9. Leave for 4 minutes before styling. DO NOT rinse out.
10. If toning, apply toner / gloss on top of **K18 Mask**. Process toner / gloss as required. Shampoo and rinse. Towel dry thoroughly. Follow with secondary application of **K18 Mask** for 4 minutes.
11. Style as usual.



K18 color

1. Prep hair by lightly misting with water.
2. Apply **K18 Mist** section by section. (The amount required depends on hair type and condition, see chart p.8.)
3. Wait 4 minutes. DO NOT rinse. (This is a good time to mix or prepare for your Color Service.)
4. Apply color directly on top of **K18 Mist**. (Dry hair if needed prior to application.)
5. Process as usual.
6. Shampoo hair. Skip the conditioner.
7. Towel dry thoroughly.
8. Apply **K18 Mask**. (The amount required depends on hair type and condition, see chart p.8.)
9. Leave for 4 minutes before styling. DO NOT rinse out.
10. Style as usual.



K18 perm

1. Prep hair by lightly misting with water.
2. Apply **K18 Mist** section by section. (The amount required depends on hair type and condition, see chart p.8.)
3. Wait 4 minutes. DO NOT rinse.
(Use this time to prepare your perm solution.)
4. Apply perm solution directly on top of Mist.
5. Rinse and follow with neutralizer as usual.
6. Rinse neutralizer and re-apply **K18 Mist** for 4 minutes.
7. Style as usual.

***We do not recommend using K18 Mask after your K18 Perm service due to weight of product on fresh curls although you will be using minimal product.

K18 relaxer

1. Prep hair by lightly misting with water.
2. Apply **K18 Mist** section by section. (The amount required depends on hair type and condition, see chart p.8.)
3. Wait 4 minutes. DO NOT rinse.
(Use this time to prepare your relaxer solution.)
4. Apply relaxer directly on top of **K18 Mist**.
5. Process as usual.
6. Rinse, towel dry, and follow with **K18 Mask** for 4 minutes.
(The amount required depends on hair type and condition, see chart p.8.)
7. Follow with neutralizing shampoo after 4 minutes have elapsed.
8. Towel dry and re-apply **K18 Mask** for 4 minutes. Style as usual once time has elapsed.



K18 thermal recon conditioner / japanese straightener

1. Prep hair by lightly misting with water.
2. Apply **K18 Mist** section by section. (The amount required depends on hair type and condition, see chart p.8.)
3. Wait 4 minutes. DO NOT rinse. (Use this time to prepare your thermal recon conditioner / Japanese straightener solution.)
4. Apply and process as usual.
5. Rinse and apply neutralizer.
6. Once neutralizer has processed, rinse, lightly shampoo, and towel dry.
7. Follow with **K18 Mask** for 4 minutes. (The amount required depends on hair type and condition, see chart p.8.)
8. Style as usual once time has elapsed.

K18 keratin straightener

1. Prep hair by lightly misting with water.
2. Apply **K18 Mist** section by section. (The amount required depends on hair type and condition, see chart p.8.)
3. Wait 4 minutes.
4. Clarify per your keratin straightener instructions 1-7 times.
5. Apply and process keratin straightener as usual.

***Please note, keratin treatments act as a laminate on the hair. We do not recommend using the K18 Mask immediately after the keratin straightener as it will be ineffective. Wait 3-4 shampoos prior to application of K18 Mask either in-salon or at home.



K18 treatment

1. Shampoo client at shampoo bowl and towel dry.
2. Apply **K18 Mask** for 4 minutes. (The amount required depends on hair type and condition, see chart p.8.)
3. Style as usual. (You may add additional styling products after minutes have elapsed.)



K18 haircut

1. Shampoo client at shampoo bowl and towel dry.
2. Apply **K18 Mask** for 4 minutes. (The amount required depends on hair type and condition, see chart p.8.)
3. You may begin cutting immediately — however, wait 4 minutes if adding additional styling products / cutting lotions.
4. Style as usual.

K18

BIOMIMETIC
HAIRSCIENCE



@k18hair

